

2.4 AND 5.XGHZ DIRECTIONAL HELICAL ANTENNAS

CLEAR-WAV™ ADVANTAGE
X-WAV™
SHOCK-WAV™
PRO-WAV™



PRODUCT OVERVIEW




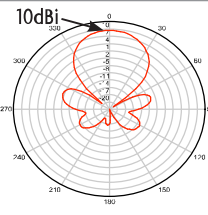
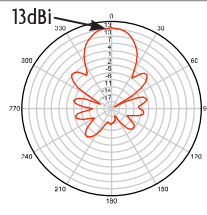
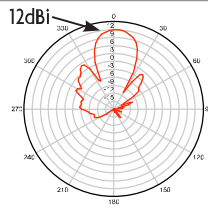
The X-WAV™ Helical high gain antenna family with Circular Polarization Technology is the ideal wireless networking solution for environments where range and penetration are of high importance. The high gain, wide dispersion of the XW-24-H10 makes it the perfect choice for extending the wireless operating distance without the high cost and limitations of wiring, while the narrower beam width of the XW-24-H13 and XW-5X-H12 varieties are ideal for point-to-point or point-to-multipoint applications. Utilizing state of the art Circular Polarization technology, the X-WAV Helical series provides outstanding performance as well as great penetration of trees, structures, and other obstacles.

Results may vary depending on building layout, type of construction and other environmental factors including WI-FI traffic, Microwaves etc.

FCC NOTICE: The use of all radio equipment is subject to regulations in each country. To comply with FCC part 15 rules in the United States, radio equipment must only be used in systems that have been FCC certified. It is the responsibility of the user/professional installer/operator to ensure that only approved equipment/systems are deployed.

Luxul's X-WAV™ Antenna family implements Clear-WAV™ Circular Polarization technology for increased signal penetration, less interference and extended wireless coverage. X-WAV antennas are widely implemented and recommended for use in mobile and Non-Line-of-Site (NLOS) applications. The Circular Polarization of the X-WAV signal pattern allows for superior penetration of obstacles such as trees, walls, and buildings. Other benefits include less susceptibility to multipath interference or noisy signals and enhanced interoperability with conventional systems.

2.4 AND 5.X GHZ HELICAL SERIES SPECIFICATIONS

			
Part Number	XW-24-H10	XW-24-H13	XW-5X-H12
Frequency Range	2400 - 2500MHz	2300 - 2500MHz	5100 - 6000MHz
Gain	9.6dBi @ 2.437GHz	13.5dBi @ 2.437GHz	12dBi @ 5.6GHz
Polarization	Clear-WAV Right Hand Circular	Clear-WAV Right Hand Circular	Clear-WAV Right Hand Circular
Connector	N Female	N Female	N Female
Azimuth Beam Width	50 degrees	32 degrees	30 degrees
Elevation Beam Width	50 degrees	32 degrees	30 degrees
VSWR	< 1.3:1	< 2.0:1	< 1.8:1
F/B Ratio	28dB	18dB	20dB
Impedance	50 Ohm	50 Ohm	50 Ohm
Dimensions	W: 4.55" (115.57mm) L: 6.28" (159.512mm) H: 4.3" (109.22mm)	W: 5.75" (146.05mm) L: 12.3" (312.42mm) H: 5.75" (146.05mm)	W: 4.55" (115.57mm) L: 10.2" (259.08mm) H: 4.3" (109.22mm)
Height	4.30"	5.75"	4.30"
Width	4.55"	5.75"	4.55"
Length	6.28"	12.3"	10.2"
Weight	13.6 oz	19.5 oz	17.6 oz.
Radiation Pattern			
Application	For extending signal range in point-to-point or point-to-multipoint applications where obstructions may traditionally limit signal coverage. Heavy duty, weather resistant construction is ideal for use in industrial, commercial office buildings, or outdoor environments		

PRODUCT SHIPS WITH: • Antenna • Quick Install Guide